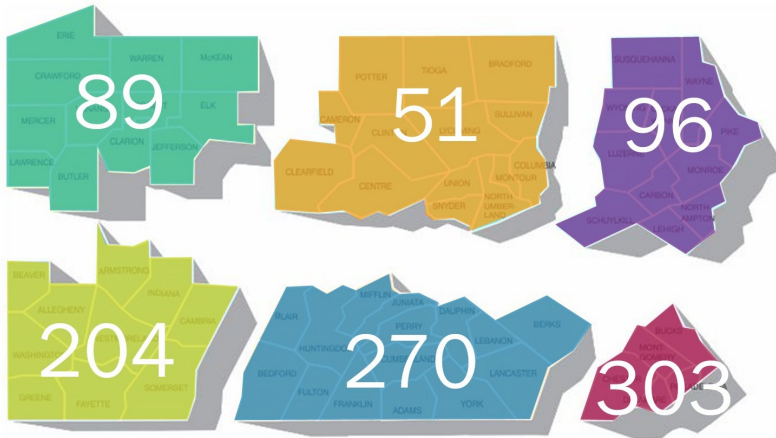


# PANO 2025 MEMBERSHIP SNAPSHOT

At the end of 2025, PANO had **1,049** members! Members include individuals, students, businesses, and nonprofits.

## PANO THROUGHOUT THE COMMONWEALTH



## PANO MEMBERS IMPACT

FULL-TIME EMPLOYEES:

**13,568**

(Note: Data is from 762 of 1,049 members)

PART-TIME EMPLOYEES:

**8,480**

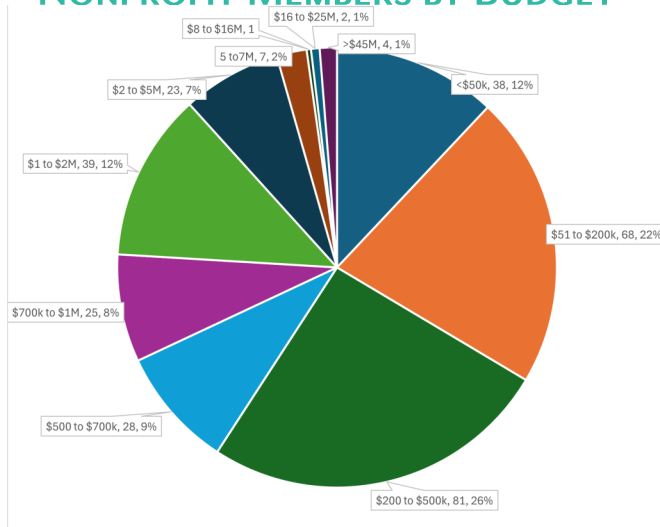
(Note: Data is from 736 of 1,049 members)

VOLUNTEERS:

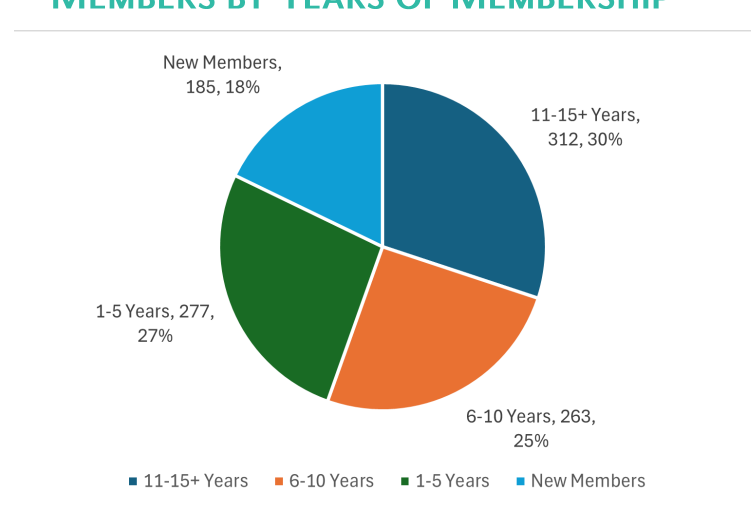
**257,718**

(Note: Data is from 706 of 1,049 members)

## NONPROFIT MEMBERS BY BUDGET



## MEMBERS BY YEARS OF MEMBERSHIP



## NONPROFIT MEMBERS BY TYPE

(Note: Data is from 796 of 1,049 members)

